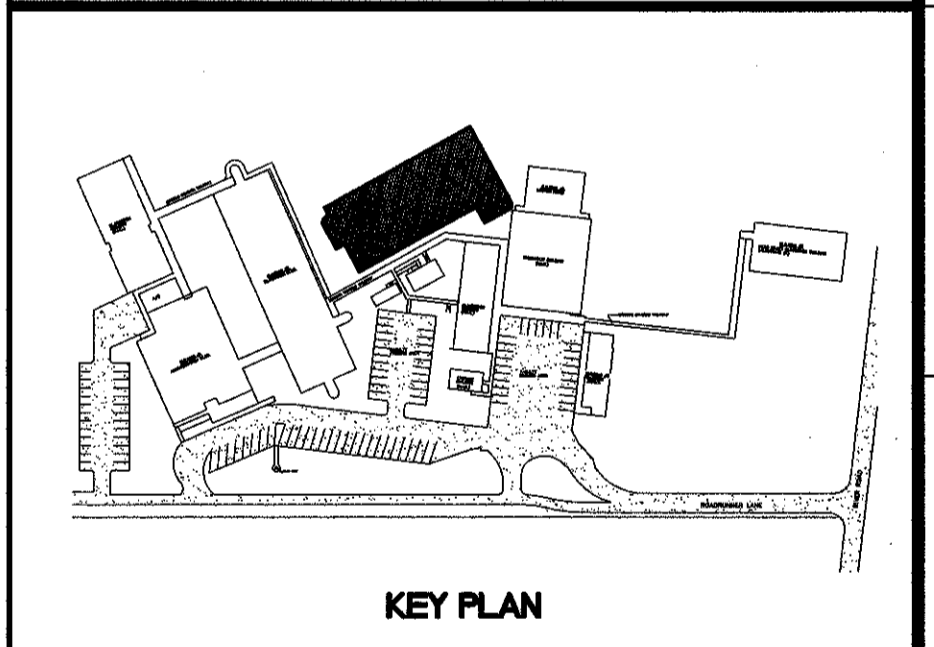


- ELEVATION 50.33'
Roof
- 2" STANDING SEAM ROOF
- ICE AND WATER SHIELD
- 2" CLIP PER ROOFING MANUFACTURER
- 2 LAYERS OF 2" POLY ISO INSULATION
- 1-1/2" METAL DECK (SEE STRUCTURAL DRAWINGS)
- STRUCTURAL STEEL MEMBERS (SEE STRUCTURAL DRAWINGS)
- 8"x8" ALUMINUM GUTTER AND DOWN SPOUT
- 8" EAVE STRUT
- 8" EAVE CLIP
- ELEVATION 42.91'
Eave Height
- STRUCTURAL STEEL MEMBERS (SEE STRUCTURAL DRAWINGS)
- THIN LINE PANEL
- ALUMINUM SOFFIT
- 8" U-BLOCK, 3,000 # CONCRETE FILL WITH 2-#4 RODS CONT.
- BRICK VENEER BEYOND
- ACOUSTICAL CEILING SYSTEM
- ELEVATION 36.5'
Ceiling Height
- BRICK VENEER
- PAINTED CMU BEYOND
- 8" CONCRETE MASONRY UNIT
- SOLID CORE WOOD DOOR (SEE SCHEDULE)
- LIQUID APPLIED VAPOR BARRIER
- TACK BOARD AND WHITE BOARD (SEE INTERIOR ELEVATIONS)
- BRICK TIES 24" O.C. E.W.
- STAINLESS STEEL FLASHING
- WEEP HOLES 24" O.C.
- ELEVATION 26.5'
Floor
- STRUCTURAL STEEL MEMBERS (SEE STRUCTURAL DRAWINGS)
- STAINLESS STEEL FLASHING OVER EXTERIOR PLYWOOD
- 8" U-BLOCK, 3,000 # CONCRETE FILL WITH 2-#4 RODS CONT.
- ACOUSTICAL CEILING SYSTEM
- ELEVATION 22.5'
Ceiling Height
- BRICK VENEER
- PAINTED CMU BEYOND
- 8" CONCRETE MASONRY UNIT
- SOLID CORE WOOD DOOR (SEE SCHEDULE)
- LIQUID APPLIED VAPOR BARRIER
- TACK BOARD AND WHITE BOARD (SEE INTERIOR ELEVATIONS)
- BRICK TIES 24" O.C. E.W.
- STAINLESS STEEL FLASHING
- WEEP HOLES 24" O.C.
- CONCRETE FOUNDATION (SEE STRUCTURAL DRAWINGS)
- SLOPE FILL AWAY FROM BUILDING (SEE CIVIL)
- ELEVATION 12.5'
Floor
- ELEVATION 11.84'
Personnel Grade





MURRAY ARCHITECTS
 133 ornamental center court
 Metairie, Louisiana 70002
 (504) 885-7275
 Fax: (504) 885-7275

no.	revisions	date
1		
2		
3		
4		
5		
6		

HARRY HURST MIDDLE SCHOOL WING ADDITION
 170 Roadrunner Lane, Destrehan, Louisiana 70047

CROSS SECTION

project number: 1007
 date: 6.14.2010
 phase: CD

A.3.0

THESE DOCUMENTS ARE PROTECTED BY UNITED STATES COPYRIGHT LAW. THEY HAVE BEEN PREPARED SPECIFICALLY FOR THE CLIENT AND ARE NOT TO BE REPRODUCED OR TRANSMITTED IN ANY FORM OR BY ANY MEANS, ELECTRONIC OR MECHANICAL, INCLUDING PHOTOCOPYING, RECORDING, OR BY ANY INFORMATION STORAGE AND RETRIEVAL SYSTEM, WITHOUT THE EXPRESS WRITTEN APPROVAL AND PARTIALITY OF MURRAY ARCHITECTS. ALL RIGHTS ARE RESERVED TO MURRAY ARCHITECTS.

A-1 CROSS SECTION

1/2"=1'-0"