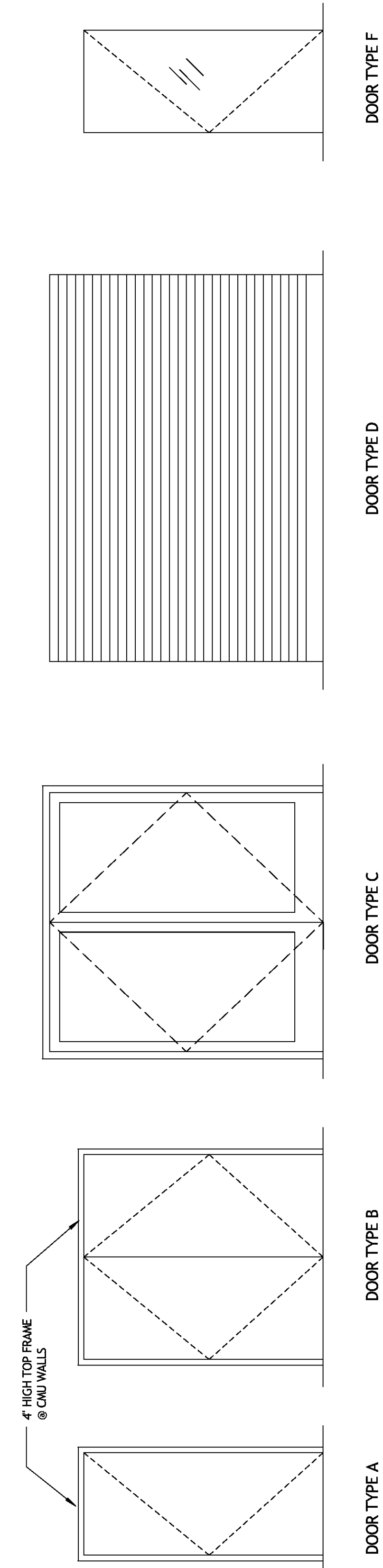


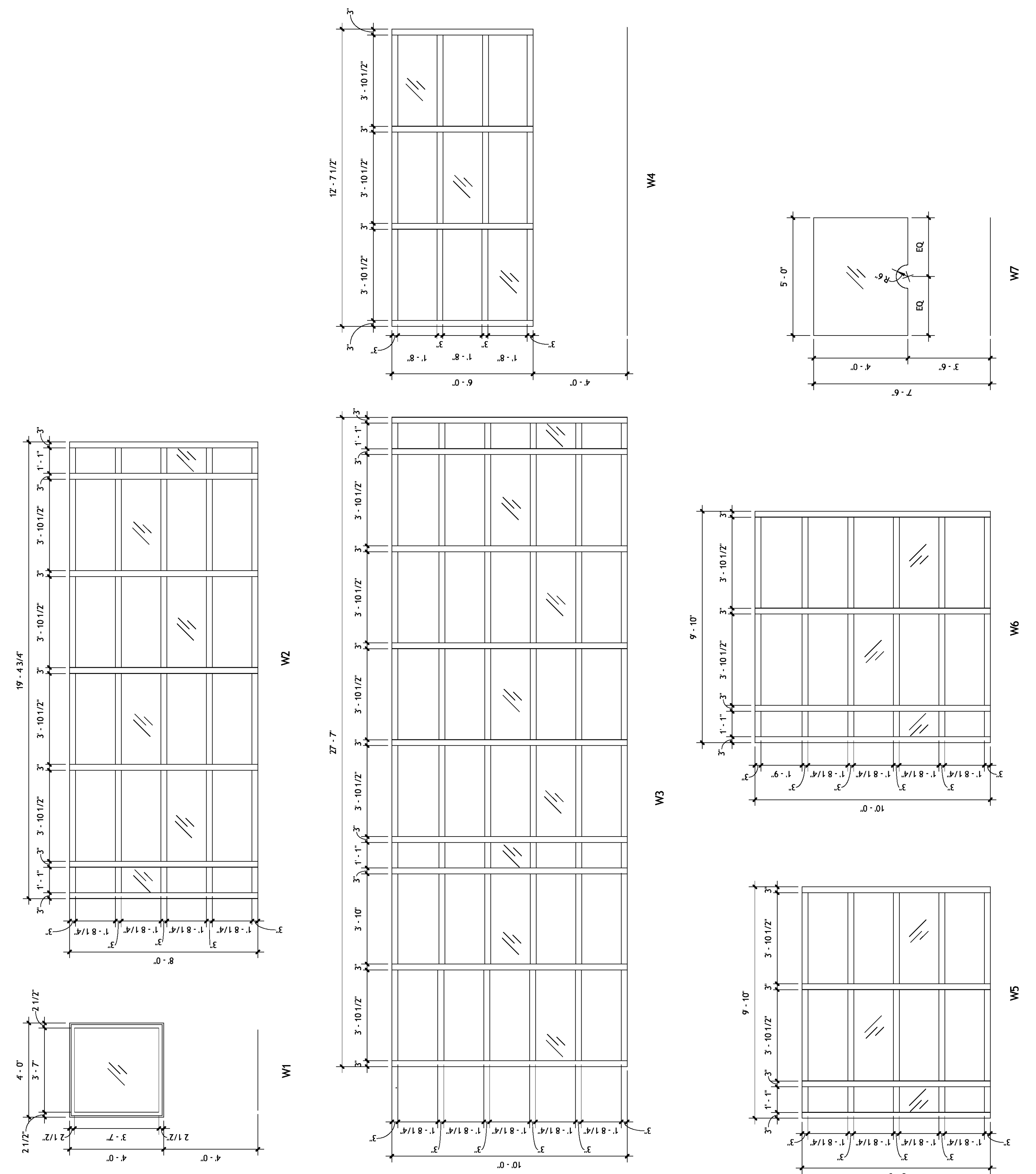
Door Number	Type	Door Schedule				Fire Rating	Hardware	Frame Material	Detail	Comments
		Width	Height	Material	Finish					
101A	C	8'-0"	7'-10"	ALUMINUM	SEE SPEC. SEC. 08710	ALUMINUM	4/A903			
101B	A	3'-0"	7'-0"	HOLLOW MTL.		HOLLOW MTL.	6/A903			
103A	B	6'-0"	7'-0"	HOLLOW MTL.		HOLLOW MTL.	1/A903			
104A	B	6'-0"	7'-0"	HOLLOW MTL.		HOLLOW MTL.	1/A903			
108A	A	3'-0"	7'-0"	HOLLOW MTL.	45 MIN	HOLLOW MTL.	1/A903			
108B	D	11'-4"	8'-0"	STEEL		STEEL			DIMENSIONS ARE CLEAR OPENING WIDTHS	
108C	E	11'-4"	8'-0"	STEEL		STEEL			DIMENSIONS ARE CLEAR OPENING WIDTHS	
108D	D	11'-4"	8'-0"	STEEL		STEEL			DIMENSIONS ARE CLEAR OPENING WIDTHS	
108E	B	6'-0"	7'-0"	HOLLOW MTL.		HOLLOW MTL.	1/A903			
108F	B	6'-0"	7'-0"	HOLLOW MTL.		HOLLOW MTL.	1/A903			
201A	A	3'-0"	7'-0"	WOOD		WOOD	3/A903			
202A	A	3'-0"	7'-0"	WOOD		WOOD	3/A903			
202B	A	3'-0"	7'-0"	HOLLOW MTL.	45 MIN	HOLLOW MTL.	2/A903			
204A	A	3'-0"	7'-0"	WOOD		WOOD	3/A903			
204B	A	3'-0"	7'-0"	WOOD		WOOD	3/A903			
205A	A	3'-0"	7'-0"	WOOD		WOOD	3/A903			
205C	B	6'-0"	7'-0"	WOOD		WOOD	3/A903			
205D	A	3'-0"	7'-0"	WOOD		WOOD	3/A903			
205E	B	6'-0"	7'-0"	WOOD		WOOD	3/A903			
205F	A	3'-0"	7'-0"	HOLLOW MTL.	45 MIN	HOLLOW MTL.	2/A903			
206A	A	3'-0"	7'-0"	WOOD		WOOD	3/A903			
207A	A	3'-0"	7'-0"	WOOD		WOOD	3/A903			
208A	A	3'-0"	7'-0"	WOOD		WOOD	3/A903			
209A	A	3'-0"	7'-0"	WOOD		WOOD	3/A903			
210A	A	3'-0"	7'-0"	WOOD		WOOD	3/A903			
211A	A	3'-0"	7'-0"	WOOD		WOOD	3/A903			
211B	A	3'-0"	7'-0"	WOOD		WOOD	3/A903			
212A	A	3'-0"	7'-0"	WOOD		WOOD	3/A903			
218A	A	3'-0"	7'-0"	WOOD		WOOD	3/A903			
215A	A	3'-0"	7'-0"	WOOD		WOOD	3/A903			
216B	A	3'-0"	7'-0"	HOLLOW MTL.	45 MIN	HOLLOW MTL.	3/A903			
217A	A	3'-0"	7'-0"	HOLLOW MTL.	45 MIN	HOLLOW MTL.	3/A903			
218A	A	3'-0"	7'-0"	WOOD		WOOD	3/A903			
219A	A	3'-0"	7'-0"	WOOD		WOOD	3/A903			
220A	E	3'-0"	7'-0"	GLASS		HOLLOW MTL.	3/A903		1/2" TEMP. GLASS	
221A	A	3'-0"	7'-0"	WOOD		WOOD	3/A903			
222A	A	3'-0"	7'-0"	WOOD		WOOD	3/A903			
225A	E	3'-0"	7'-0"	GLASS		HOLLOW MTL.	3/A903		1/2" TEMP. GLASS	
224A	A	3'-0"	7'-0"	WOOD		WOOD	3/A903			
228A	A	3'-0"	7'-0"	WOOD		WOOD	3/A903			



DOOR TYPE A DOOR TYPE B DOOR TYPE C DOOR TYPE D DOOR TYPE F

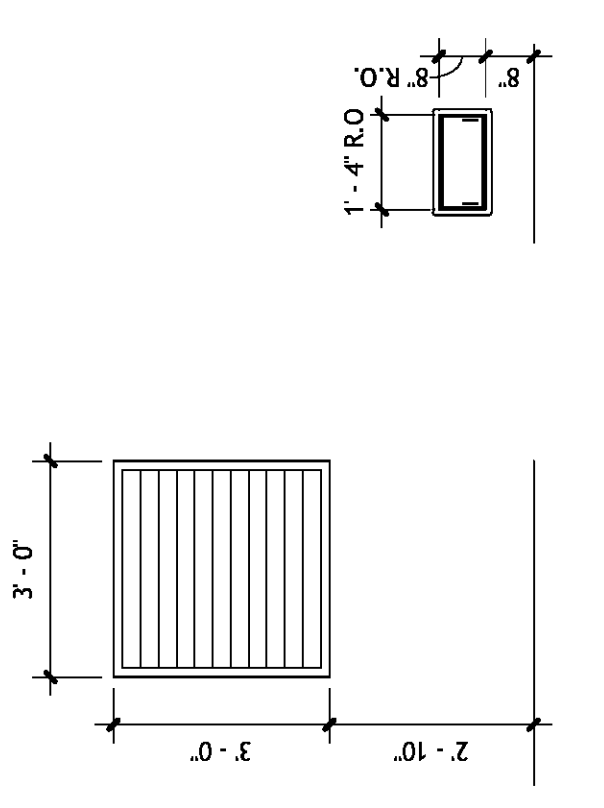
DOOR TYPES/ ELEVATIONS

WINDOW SCHEDULE						
ID	FRAME SIZE	GLAZING	FRAME MATERIAL	FRAME DIM.	DETAILS	REMARKS
W1	4'-0" W x 4'-0" H	1-3/32" LAMINATED GLASS	ALUMINUM	2-1/2" x 9"	5/A903	4'-0"
W2	19'-6" W x 8'-0" H	5/8" LAMINATED	ALUMINUM	3" x 6 1/2"	8/A903	0'-0"
W3	27'-8 1/4" W x 10'-0" H	5/8" LAMINATED	ALUMINUM	3" x 6 1/2"	7/A903	0'-0"
W4	12'-7 1/4" W x 6'-0" H	5/8" LAMINATED	ALUMINUM	3" x 6 1/2"	6/A903	4'-0"
W5	9'-10 1/2" W x 8'-0" H	5/8" LAMINATED	ALUMINUM	3" x 6 1/2"	8/A903	0'-0"
W6	9'-10 1/2" W x 10'-0" H	5/8" LAMINATED	ALUMINUM	3" x 6 1/2"	7/A903	0'-0"
W7	4'-0" W x 4'-0" H	1/4" TEMPERED GLASS	WOOD			3'-6"



WINDOW TYPES- ELEVATIONS

LOUVER SCHEDULE			
ID	FRAME SIZE	FRAME MATERIAL	REMARKS
L1	3'-0" W x 3'-0" H	STEEL	2'-10"
L2	1'-4" W x 0'-8" H	STEEL	0'-8" FLOOD VENT SEE SPEC.



L1 L2

LOUVER TYPES- ELEVATIONS

SIZELER THOMPSON BROWN ARCHITECTS
PROJECT DESIGN GROUP
 300 LAFAVETTE STREET, SUITE 200
 THOMPSON BROWN ARCHITECTS
 NEW ORLEANS, LOUISIANA 70130
 (504) 523-6472 FAX (504) 529-1181

No.	Revisions	Description	Date

JEFFERSON PARISH SHERIFFS OFFICE
 FOURTH DISTRICT STATION
 METAIRIE, LOUISIANA 70003

OPENING SCHEDULES

File name	Sub-station.rvt	drawing number
Project number	51122.03	
Date	02-25-10	
Phase	CD	

A902