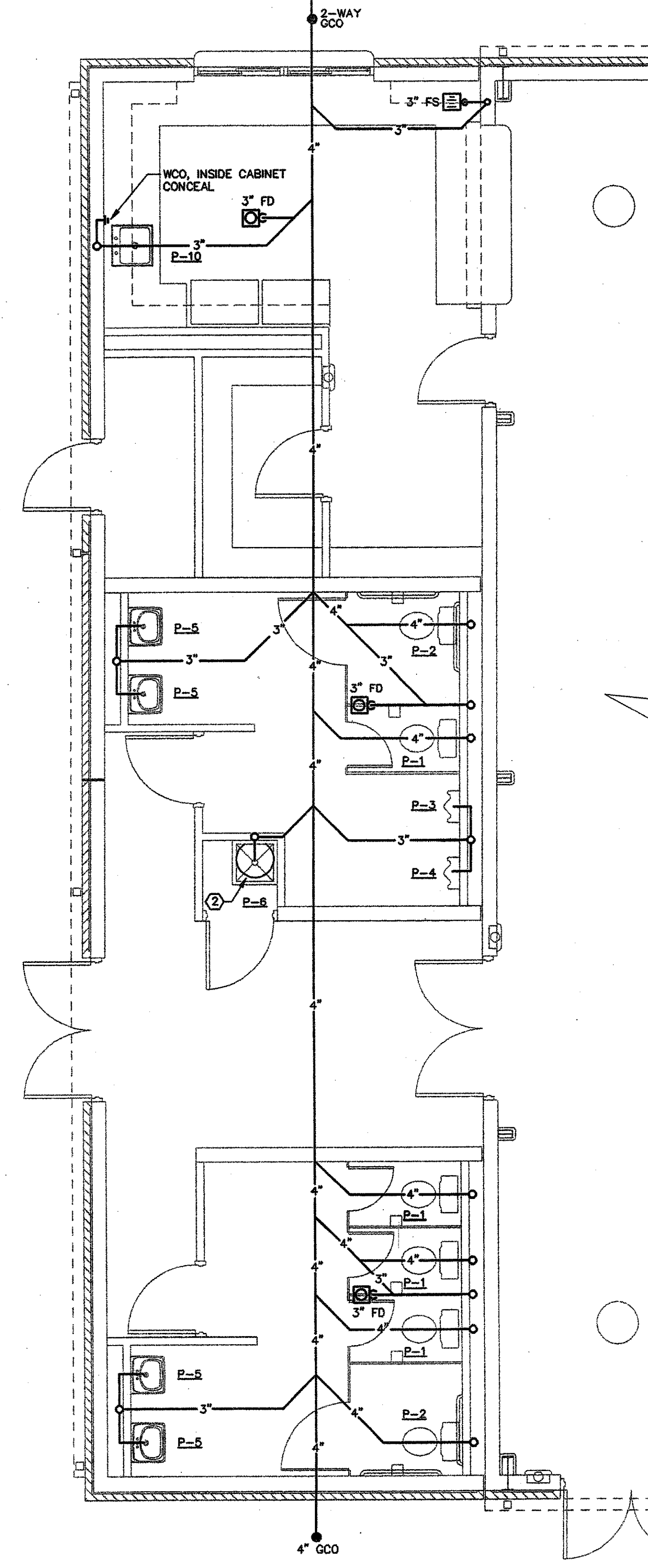


EXISTING 6" SANITARY SEWER. THIS LOCATION SHOWN IS CORRECT TO OUR KNOWLEDGE. HOWEVER, IT IS THE RESPONSIBILITY OF THIS CONTRACTOR TO FIELD VERIFY THE EXACT LOCATION AND DEPTH PRIOR TO INSTALLATION OF ANY NEW WASTE SYSTEM / PIPING.



1 ENLARGED PLUMBING WASTE PLAN
SCALE: 1/4" = 1'-0"

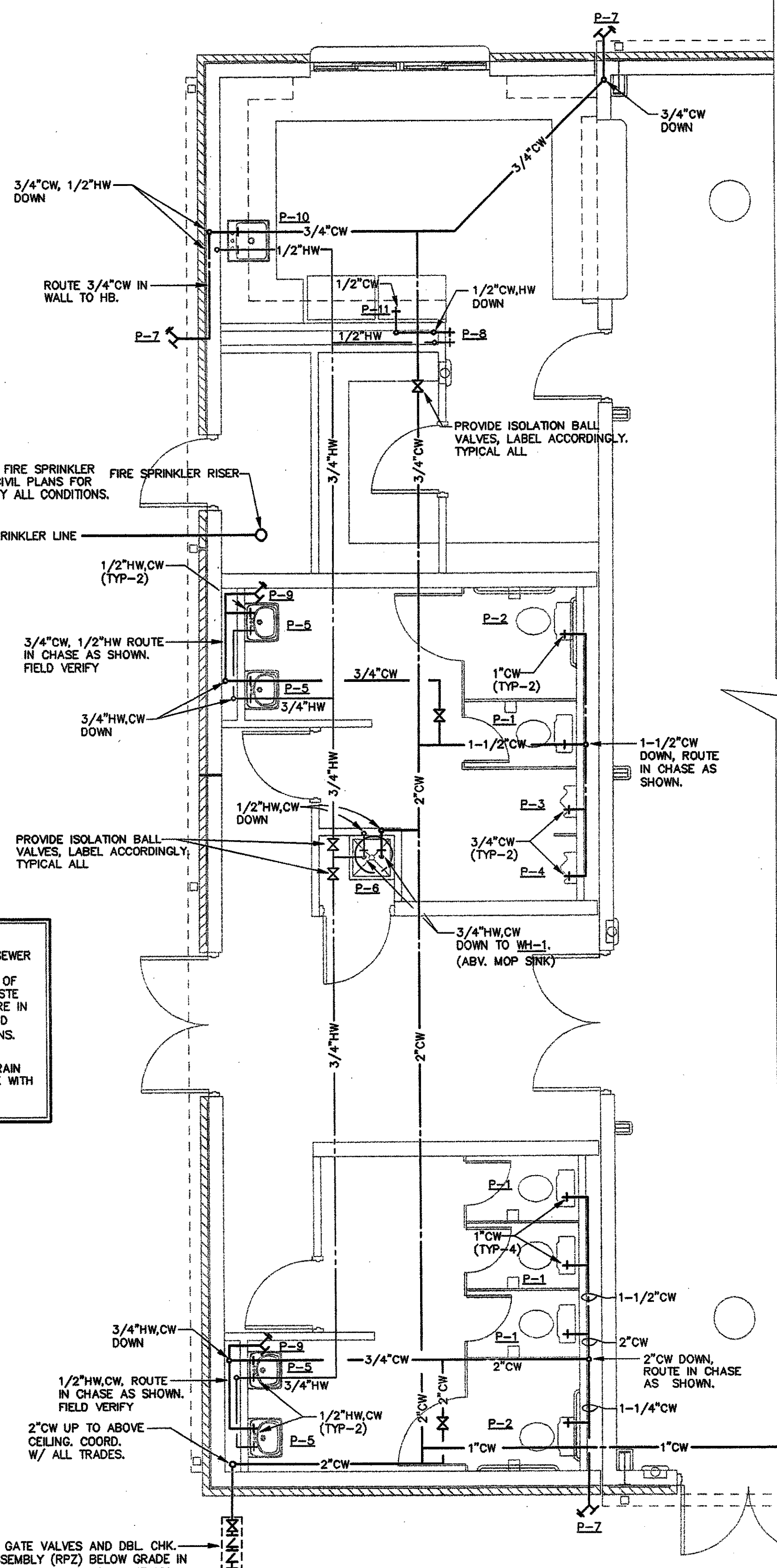
EDC NOTE:
THE FDC IS LOCATED AT THE FIRE SPRINKLER BACKFLOW PREVENTER. SEE CIVIL PLANS FOR EXACT LOCATION. FIELD VERIFY ALL CONDITIONS.

WASTE PLAN KEY NOTES:

- THIS CONTRACTOR TO THE NEW WASTE LINE INTO EXISTING SANITARY SEWER LOCATED APPROX. IN THIS AREA. IT IS THE RESPONSIBILITY OF THIS CONTRACTOR TO FIELD VERIFY THE EXACT LOCATION AND CONDITION OF EXISTING LINES PRIOR TO CONNECTION AND INSTALLATION OF NEW WASTE SYSTEM. THIS CONTRACTOR TO ASSURE THE EXISTING WASTE LINES ARE IN GOOD WORKING CONDITION (MEETS ALL APPLICABLE LOCAL CODES) AND FULLY FUNCTIONAL WITH CORRECT FALL / FLOW AND NO OBSTRUCTIONS.
- WATER HEATER MOUNTED ABOVE MOP SINK. ROUTE WATER HEATER DRAIN PAN AND T&P RELIEF TO SINK BELOW. FIELD VERIFY AND COORDINATE WITH ALL TRADES.

NOTE:
ALL PLUMBING WORK PERFORMED SHALL COMPLY WITH THE LOCAL APPLICABLE CODES.

2" GATE VALVES AND DBL. CHK. ASSEMBLY (RP2) BELOW GRADE IN VAULT. PROVIDE WITH A HEAVY DUTY TRAFFIC RATED LID.



2 ENLARGED PLUMBING WATER PLAN
SCALE: 1/4" = 1'-0"

FIRE SPRINKLER NOTES:

A LICENSED FIRE SPRINKLER CONTRACTOR SHALL PROVIDE A COMPLETE AUTOMATIC FIRE SPRINKLER SYSTEM, DRAWINGS AND CALCULATIONS IN ACCORDANCE WITH THE SPACE LAYOUT / DESIGN, NFPA AND ALL APPLICABLE STATE AND LOCAL CODE REQUIREMENTS.

IT IS THE RESPONSIBILITY OF THE SPRINKLER CONTRACTOR TO PROVIDE A FLOW TEST TO DETERMINE THE EXACT PIPE SIZES FOR ALL FIRE SPRINKLER RELATED PIPING. THE SPRINKLER CONTRACTOR SHALL COORDINATE WITH ALL TRADES AND PROVIDE FIRE PROTECTION PLANS FOR APPROVAL PRIOR TO THE INSTALLATION OF ANY WORK.

IT IS THE RESPONSIBILITY OF THE SPRINKLER CONTRACTOR TO PAY ALL APPLICABLE FEES (TAPS, ETC.) AND PROVIDE / INSTALL ALL REQUIRED BACK FLOW DEVICES PER NFPA AND THE LOCAL REQUIREMENTS.

WATER PLAN KEY NOTE:


THE NEW WATER LINE INTO THE NEW WATER SERVICE LOCATED APPROXIMATELY IN THIS AREA. THIS CONTRACTOR SHALL FIELD VERIFY THE EXACT LOCATION. COORDINATE CLOSELY WITH ALL TRADES PRIOR TO INSTALLATION.

MULTI-PURPOSE BUILDING FOR
NORTHLAKE CHRISTIAN SCHOOL
70104 WOLVERINE DRIVE
COVINGTON, LOUISIANA 70433

ZITO · RUSSELL
ARCHITECTS, P.C.
820 S. UNIVERSITY BLVD. SUITE 20 MOBILE, AL 36608
PHONE (251) 343-6161 FAX (251) 343-5505

© COPYRIGHT 2010
ZITO - RUSSELL
ARCHITECTS, P.C.

REVISIONS



FILE 3316
DATE 07/16/10
SHEET

P3

MULTI-PURPOSE BUILDING FOR
NORTHLAKE CHRISTIAN SCHOOL
70104 WOLVERINE DRIVE
COVINGTON, LOUISIANA 70433
FILE

DRAWN:
SCALE: