



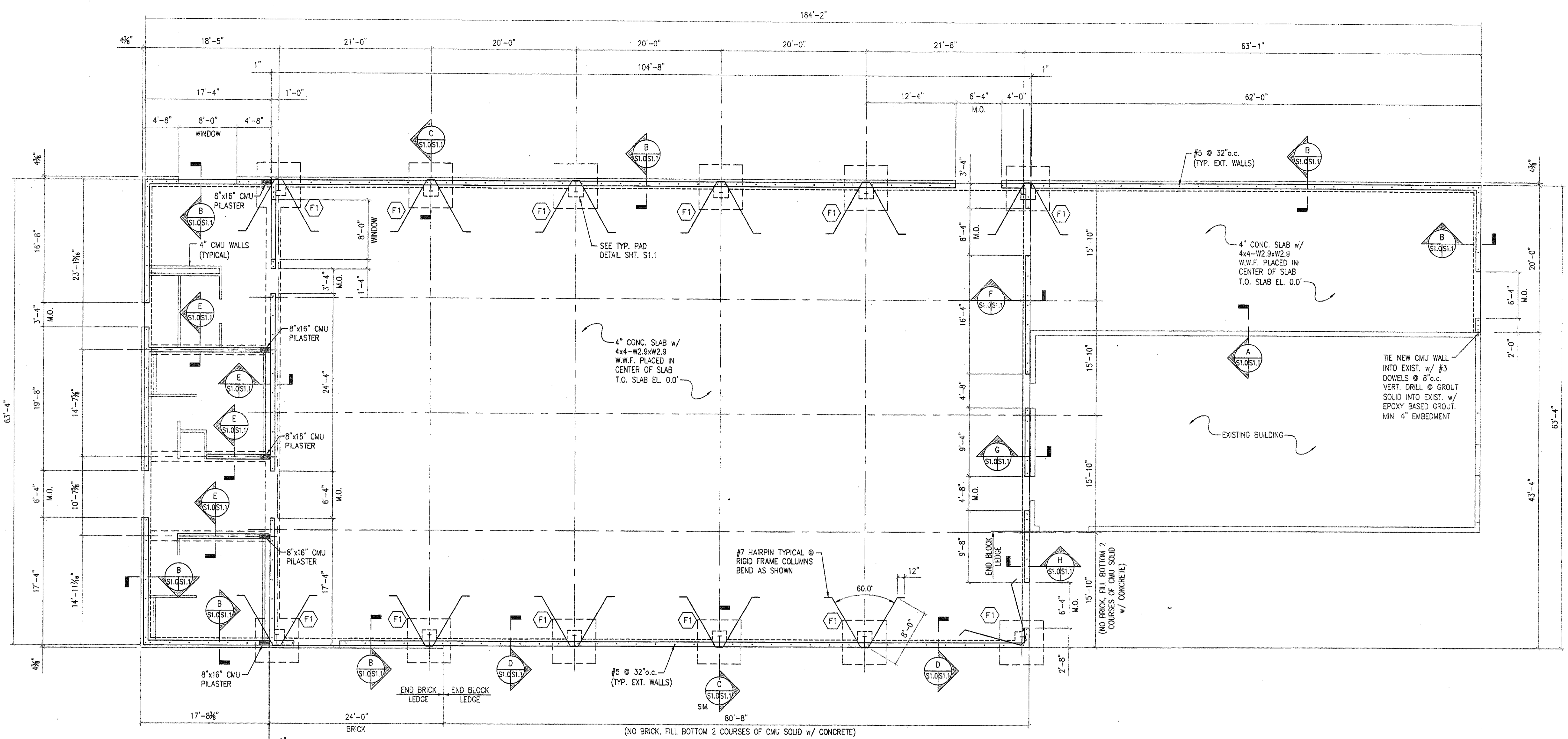
REVISIONS

FILE H10561  
 DATE 06/24/10  
 SHEET



NOTE:  
 VERIFY ALL DIMENSIONS AND ELEVATIONS WITH ARCHITECTURAL DRAWINGS PRIOR TO START OF WORK.



**FOOTING SCHEDULE**

MARK	SIZE	REINFORCEMENT
F1	6'-0" x 6'-0" x 1'-4"	#5 @ 12" o.c. TOP & BOT. EACH WAY

**SLAB & GRADE PLAN**  
 SCALE: 1/8" = 1'-0"  
 (REFERENCE TYP. SECTIONS FOR T.O. FOOTING ELEVATION)

NOTES:  
 1. VERIFY ALL ANCHOR BOLT LOCATIONS, QUANTITY AND SIZES WITH METAL BUILDING MANUFACTURER PRIOR TO START OF CONSTRUCTION  
 2. NO FOUNDATIONS SHALL BE INSTALLED UNTIL FOOTING LOADS HAVE BEEN RECEIVED BY THE STRUCTURAL ENGINEER AND FOUNDATION DESIGN IS APPROVED.

