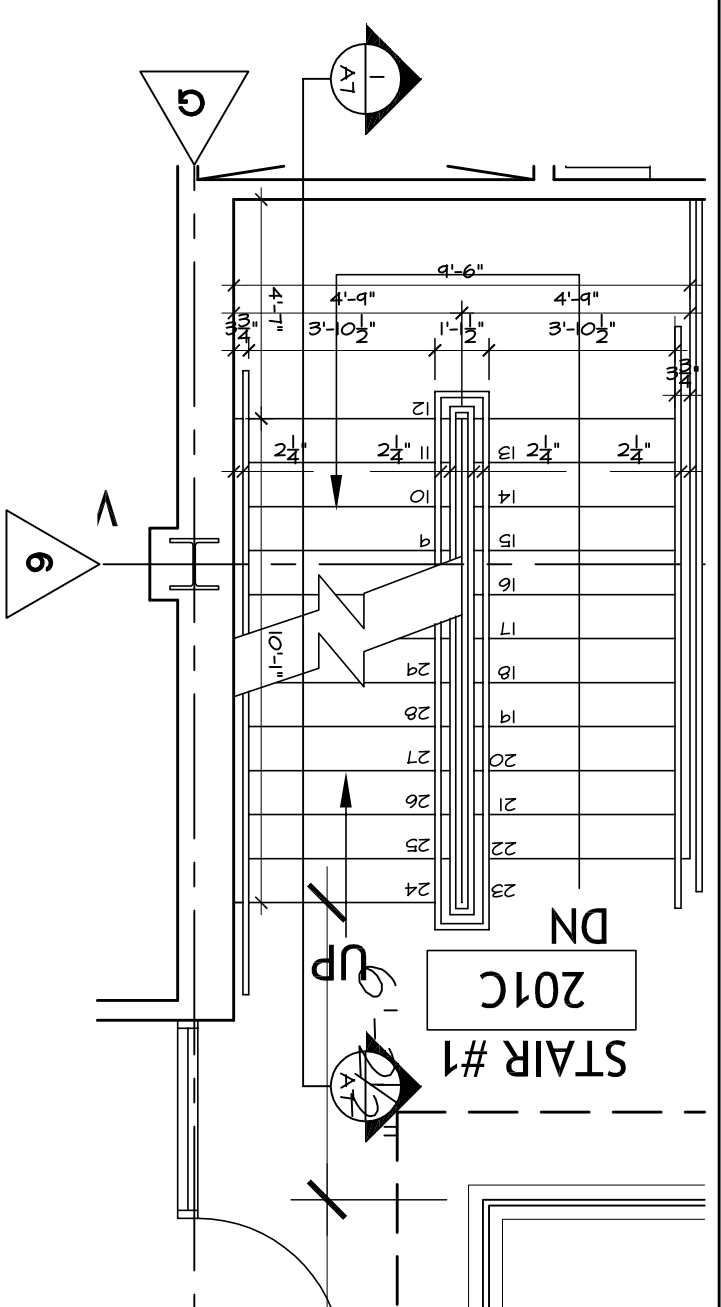
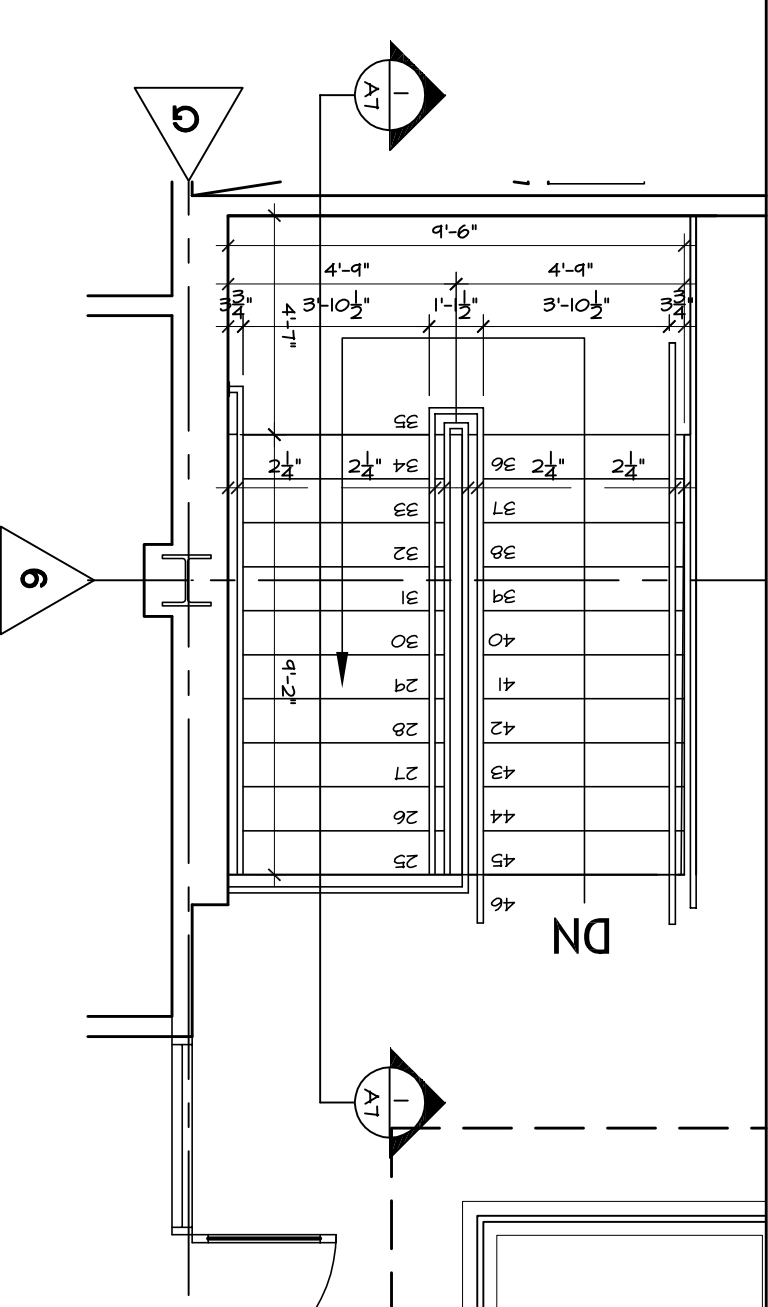


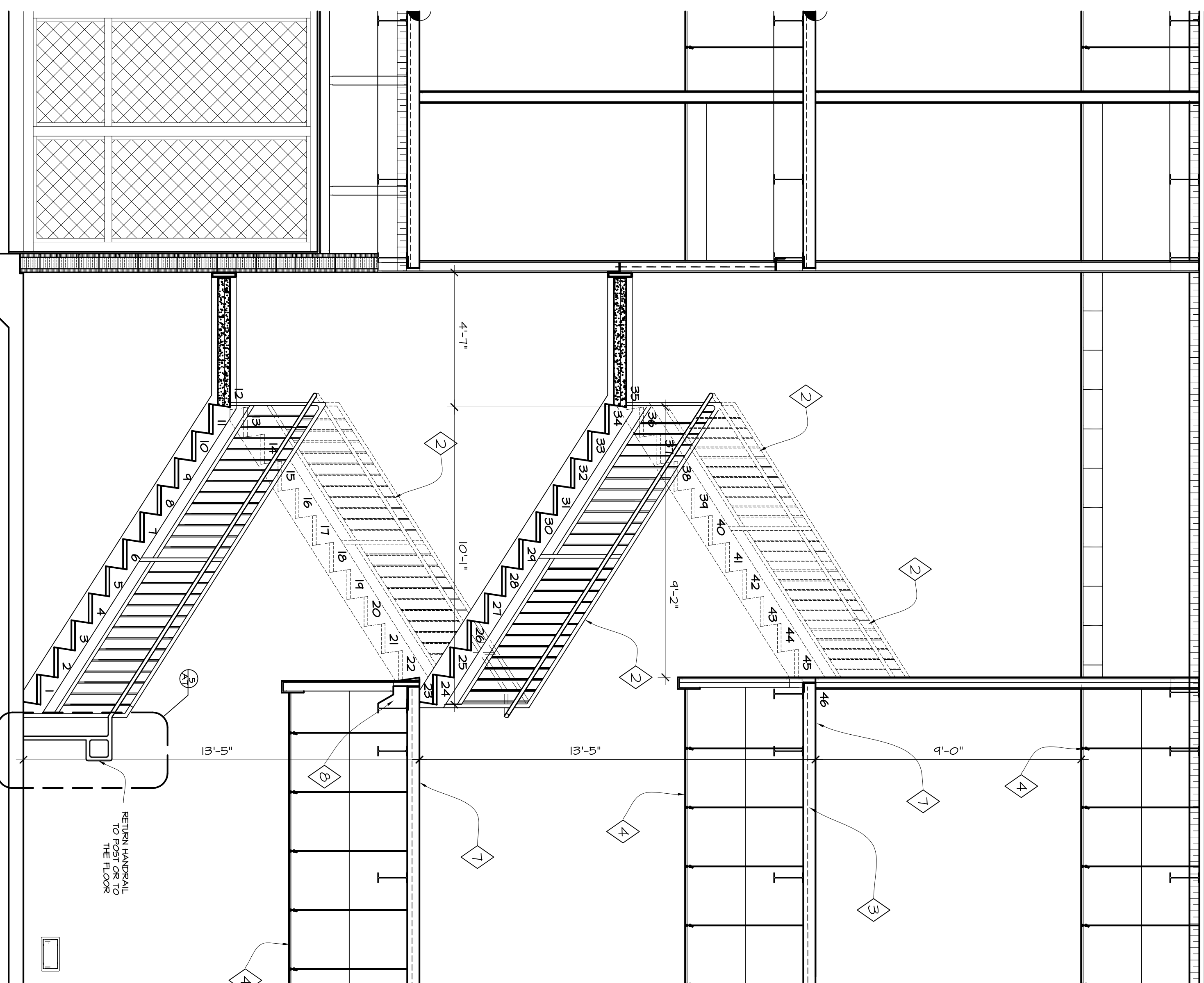
2. 1ST LEVEL
SCALE: 1/4" = 1'-0"



3. 2nd LEVEL
SCALE: 1/4" = 1'-0"

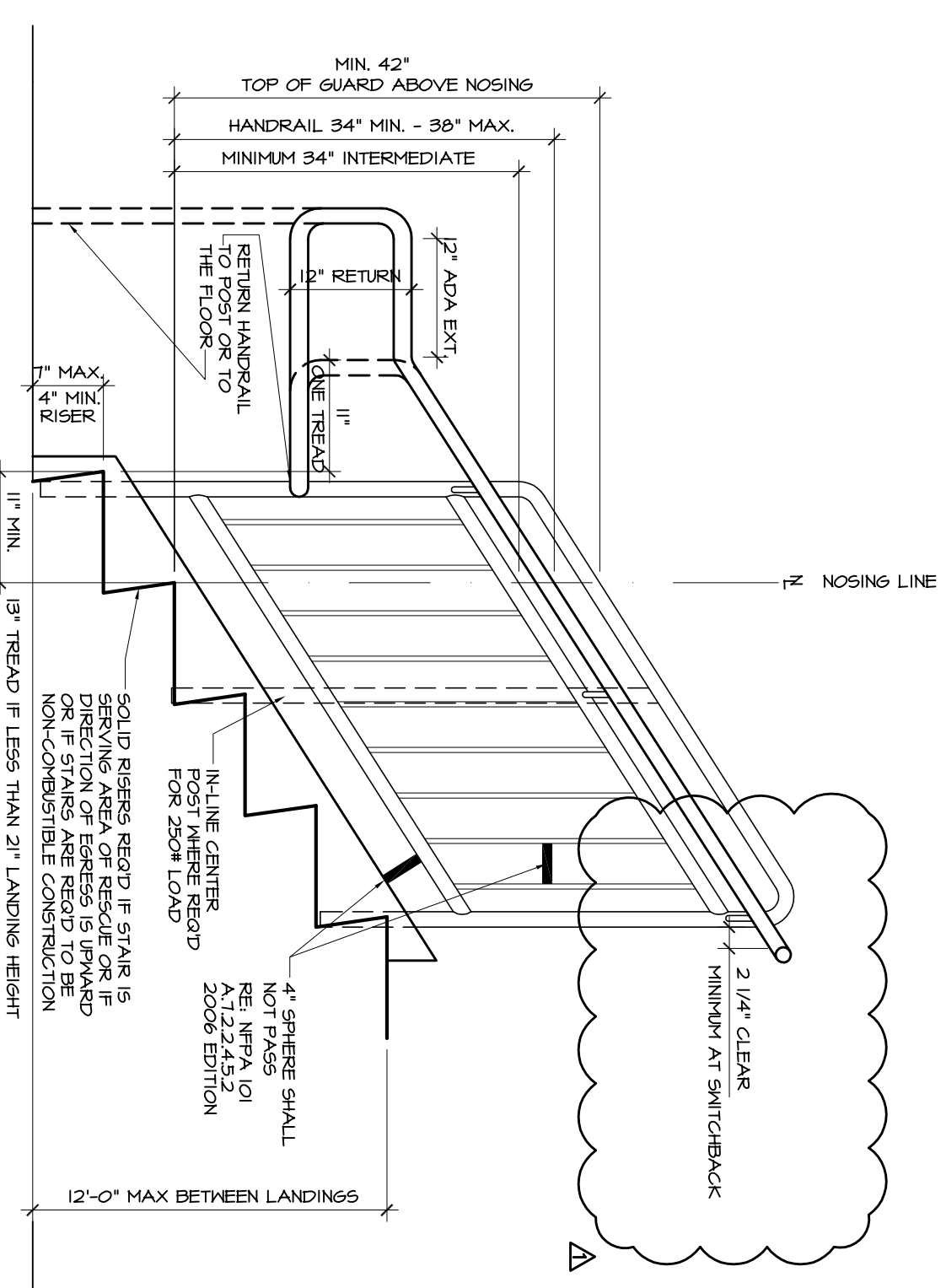


4. 3rd LEVEL
SCALE: 1/4" = 1'-0"



1. STAIR #1 SECTION
SCALE: 3/8" = 1'-0"

STAIR NOTES:
F.F. TO F.F. HEIGHT = 23 EG RISERS.
COORDINATE W/ STRUCTURAL DWGS.
VERIFY ALL DIMENSIONS
WITH SHOP DRAWINGS PROVIDED
BY STAIR MFR.



5. ADA DETAIL
SCALE: 1/2" = 1'-0"
(TYPICAL)

101.122.45 HANDRAIL, 200# CONCENTRATED LOAD + 50# P.L.F.
1-1/4" MIN., 2" MAX. O.D. DIA. METAL (4" MIN. = 6-1/4" MAX. CIRCUMFERENCE)
POST: 1-1/2" O.D. X 5/8" WALL THICK.
101.122.46 42" HIGH HANDRAIL, (48" VISUAL BARRIER IF A STAIRWAY OPEN STAIR 101.122.42)
GLAND IS REQUIRED IF LANDING HEIGHT EXCEEDS 30".
200# CONCENTRATED LOAD + 50# P.L.F. IN ANY DIRECTION.
INTERMEDIATE RISERS 19" MAX. BETWEEN THE 54" THERE SHALL NOT PASS.

- 1 STRUCTURAL STEEL RE: STRUCTURAL (05120)
- 2 HANDRAILS AND RAILINGS (05520)
- 3 STEEL DECK (05310)
- 4 ACOUSTICAL TILE CEILING5 (0451)
- 5 SBS-MODIFIED BITUMINOUS MEMBRANE ROOFING (07552)
- 6 ROOF HATCH MANUFACTURED ROOF SPECIALTIES(07720)
- 7 CAST-IN-PLACE CONCRETE, RE: (03300)
- 8 METAL STIFF. PLATE, RE:
- 9 STRUCTURAL (05120)

PROJECT DESIGN GROUP, LLC
300 LAFAYETTE STREET, SUITE 200
NEW ORLEANS, LOUISIANA 70130
(504) 523-6472 FAX (504) 529-1181

SIZLER THOMPSON BROWN ARCHITECTS

REK ARCHITECTS, LLC
21489 KOOP DRIVE, SUITE 5
MANDENVILLE, LOUISIANA 70471
(985) 875-7534 FAX (985) 875-7837

no.	revisions	date
Δ	ADDENDUM # 1	11-10-09

SLIDELL MUNICIPAL CENTER BUILDING 2
SLIDELL, LA

STAIR # 1 - PLANS AND SECTION

STATE OF LOUISIANA
Notary Public
Ronald E. Kildane

File name: STAIR # 1 - PLANS AND SECTION
Project number: 51093.02
date: 9-5-09
phase: CD

A7