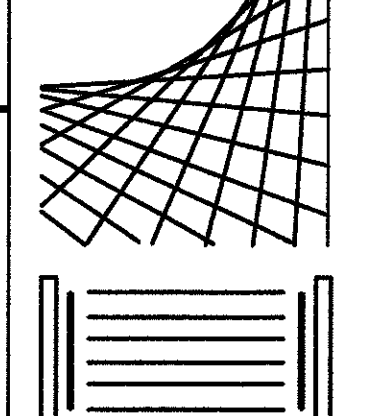


John E. Campo, Architect
105 Ducaquet Dr.
Destrehan, LA 70047
(985) 764-8989

Campo Design
ARCHITECTS



MSGR. JOHN N. PHUC
EDUCATION CENTER - FINAL PHASE
13396 RIVER ROAD, DESTREHAN, LOUISIANA
ST. CHARLES BORROMEO CATHOLIC CHURCH PARISH

A03

SHEET 4 OF 29

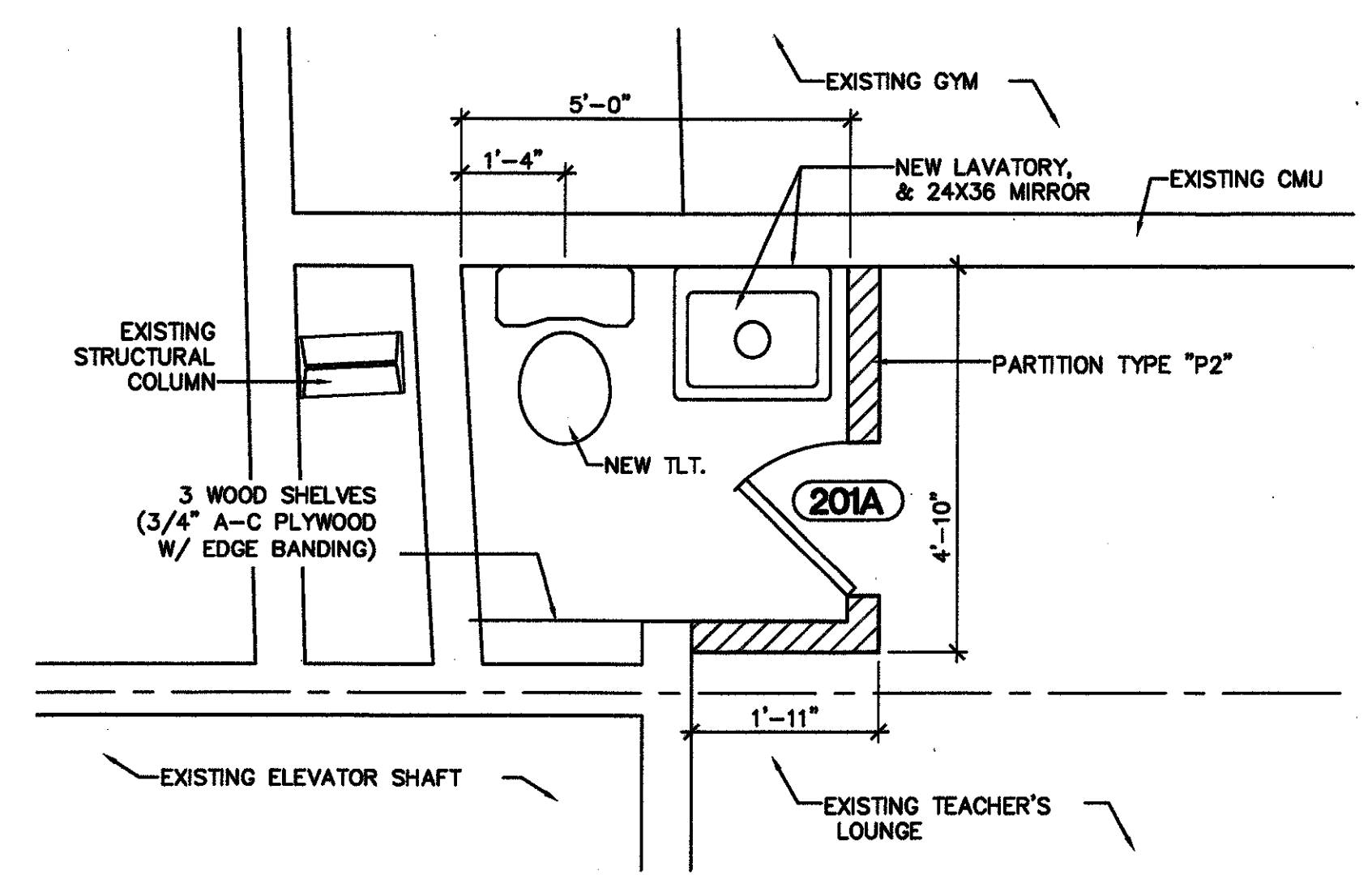
DATE:
SEPT. 11, 2009
CD - 1705

GENERAL NOTES

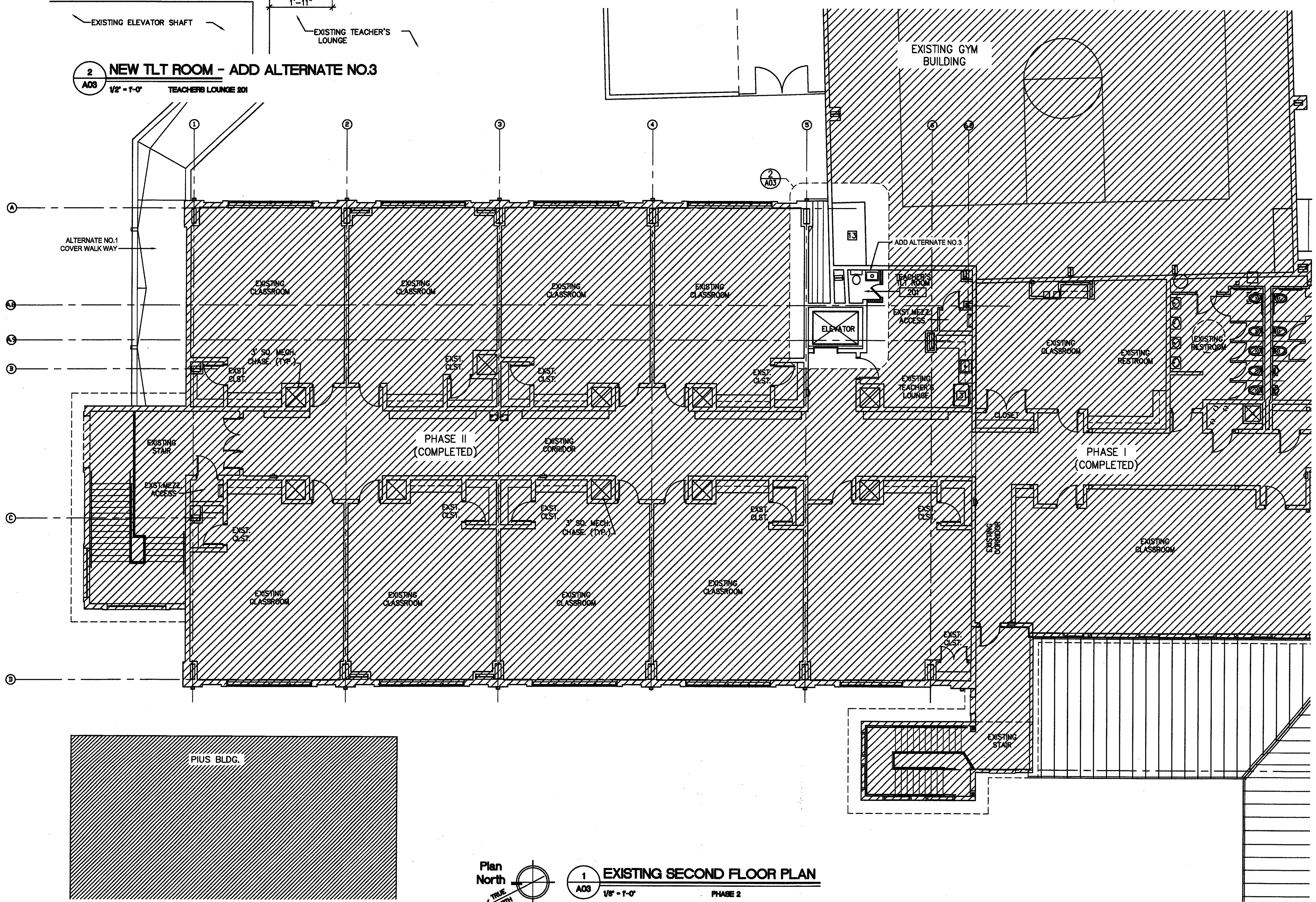
- A. SITE INFORMATION SHOWN ON FIRST FLOOR PLAN (SHEET A02) IS PART OF BASE BID AND MAY NOT APPEAR ON CIVIL SHEETS, BUT IS STILL PART OF CONTRACTOR'S RESPONSIBILITY. COORDINATE ALL SITE WORK ON BOTH CIVIL AND ARCHITECTURAL SHEETS.
- B. FOR PARTITION TYPES, SEE SHEET A25. FOR OPENING SCHEDULE, SEE SHEETS A26.
- C. VERIFY ALL DIMENSIONS NOTED CLEAR, HOLD OR MINIMUM DURING LAYOUT OF WORK. NOTIFY ARCHITECT OF DISCREPANCIES PRIOR TO PROCEEDING.
- D. MAINTAIN A MINIMUM OF 3'-6" CLEARANCE AT ALL EXPRESS CORRIDORS.
- E. PROVIDE MTL. BACKING PLATES OR SOLID FIRE TREATED WD. BLOCKING IN ALL WALLS TO RECEIVE MILLWORK OR OTHER WALL MOUNTED ITEMS. AS NOTED BY EACH SPECIFIC ITEM.
- F. ALL PARTITION DIMENSIONS ARE TO FINISH SURFACE, UNLESS NOTED OTHERWISE. "ALIGN" SHALL MEAN TO ACCURATELY LOCATE FINISH SURFACES IN THE SAME PLANE.
- G. LOCATE ALL DOORS 4" FROM BACK OF DOOR FRAME (HINGE SIDE), TO END OF PARTITION IN WHICH DOOR IS LOCATED UNLESS NOTED OTHERWISE.
- H. SEE INTERIOR ELEVATIONS FOR TOILET ACCESSORY LOCATIONS.
- J. ALL WORK NOTED "BY OTHERS" OR "N/C" SHALL BE PROVIDED BY OWNER OR UNDER SEPARATE CONTRACT. INCLUDE SCHED. REQUIREMENTS FOR THIS WORK IN CONSTRUCTION SCHEDULE AND COORDINATE AS NOTED TO ASSURE ORDERLY SEQUENCE OF INSTALLATION.

LEGEND

- EXISTING (IN USE)
- EXISTING WALL CONSTRUCTION
- NEW WALL CONSTRUCTION



2 NEW TLT ROOM - ADD ALTERNATE NO.3
A03 1/2" = 1'-0" TEACHERS LOUNGE 201



1 EXISTING SECOND FLOOR PLAN
A03 1/8" = 1'-0" PHASE 2