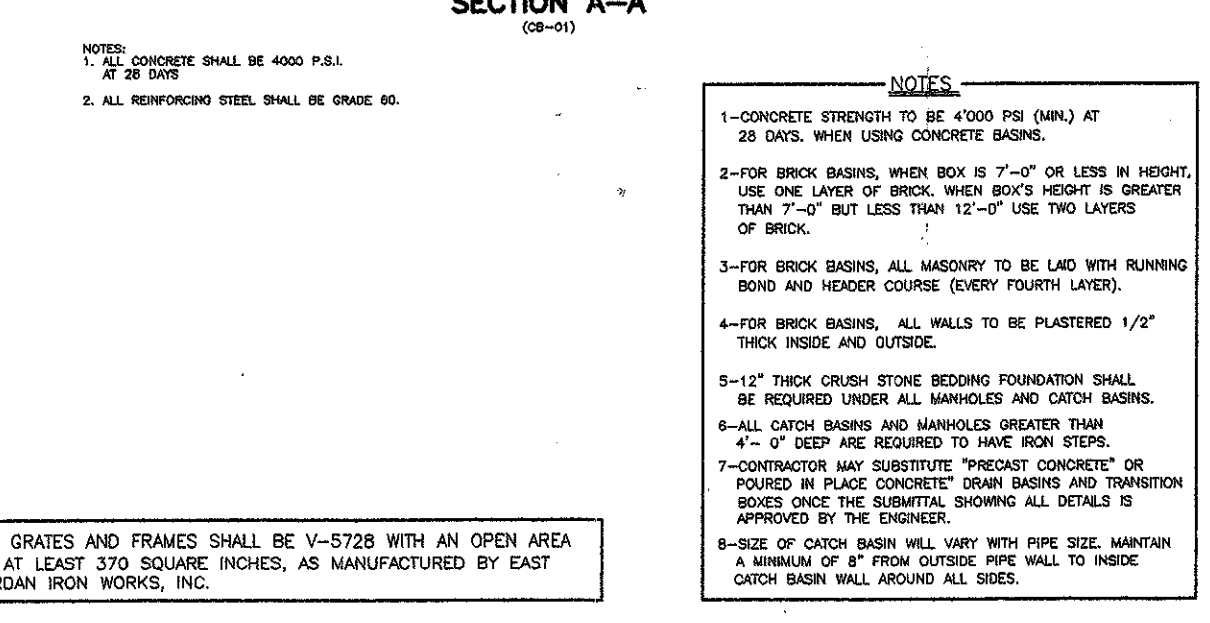


**SQUARE "GRATE" (V-5728)**

CULVERT SIZE	BOTTOM SLAB	TOP SLAB	C & D	CULVERT SIZE	BOTTOM SLAB	TOP SLAB	C & D
12" DIA.	3'-2" x 3'-2"	3'-2" x 3'-2"	4'-6" x 4'-6"	18" DIA.	3'-2" x 3'-2"	3'-2" x 3'-2"	4'-6" x 4'-6"
15" DIA.	3'-2" x 3'-2"	3'-2" x 3'-2"	4'-6" x 4'-6"	24" DIA.	3'-2" x 3'-2"	3'-2" x 3'-2"	4'-6" x 4'-6"
18" DIA.	3'-2" x 3'-2"	3'-2" x 3'-2"	4'-6" x 4'-6"	30" DIA.	3'-2" x 3'-2"	3'-2" x 3'-2"	4'-6" x 4'-6"


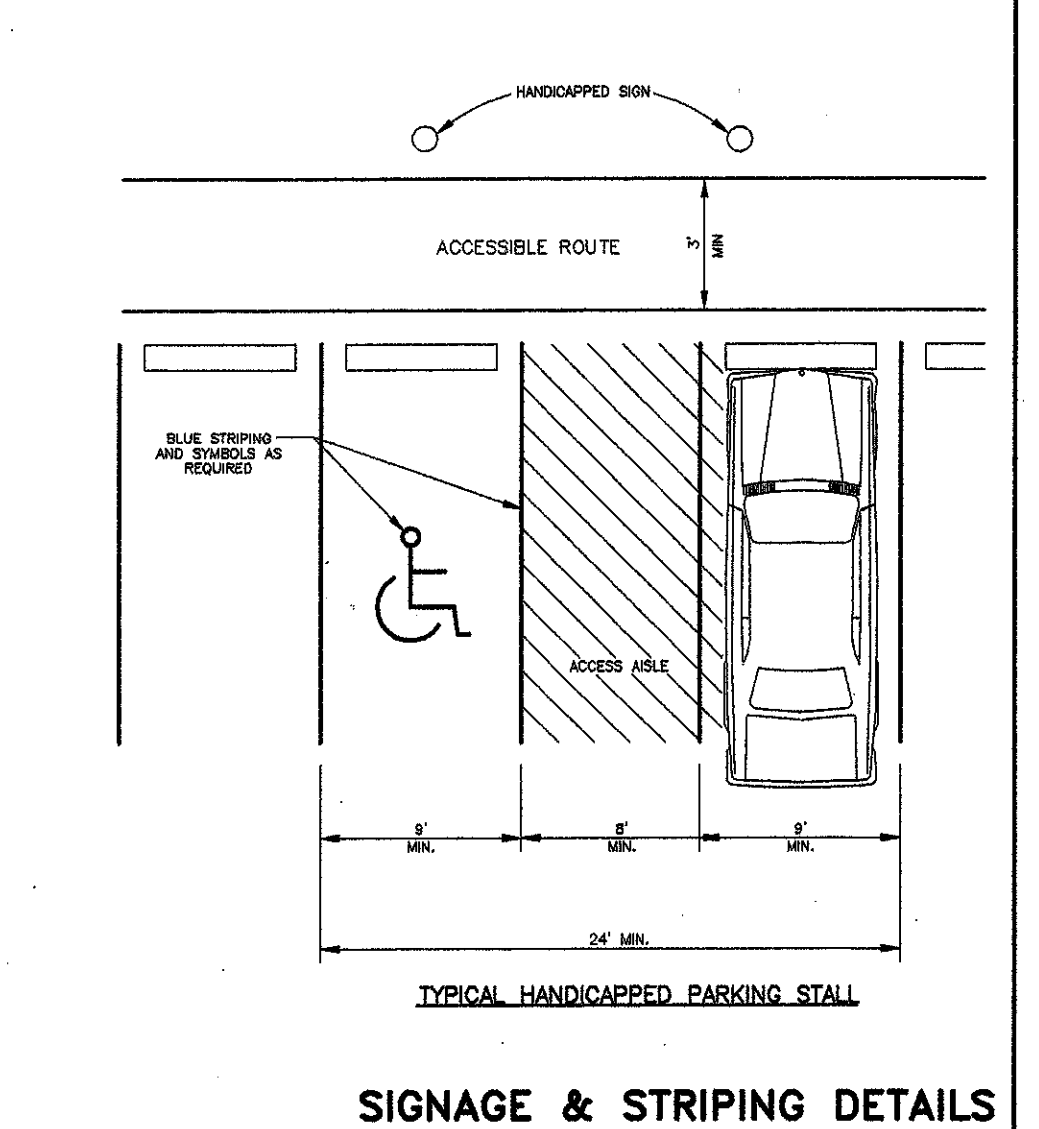
**RECTANGULAR "GRATE" (V-5763)**

CULVERT SIZE ON WALLS A & B	WALL "A"	"C"	WALL "B"	"D"
21" DIA. x 24" DIA. BK 5	4'-0"	14 1/2" (3 HOLES BARS)	5'-0"	14 1/2" (3 HOLES BARS)
27" DIA. x 30" DIA. BK 5	4'-0"	14 1/2" (3 HOLES BARS)	5'-0"	14 1/2" (3 HOLES BARS)
36" DIA. BK 5	5'-0"	17 1/2" (4 HOLES BARS)	5'-0"	17 1/2" (4 HOLES BARS)
48" DIA. BK 5	5'-0"	20 1/2" (4 HOLES BARS)	5'-0"	20 1/2" (4 HOLES BARS)
60" DIA. BK 5	7'-0"	23 1/2" (5 HOLES BARS)	7'-0"	23 1/2" (5 HOLES BARS)
84" DIA. BK 5	7'-0"	27 1/2" (5 HOLES BARS)	7'-0"	27 1/2" (5 HOLES BARS)
96" DIA. BK 5	7'-0"	30 1/2" (5 HOLES BARS)	7'-0"	30 1/2" (5 HOLES BARS)



**GENERAL NOTES & MISCELLANEOUS DETAILS**

ALL GRATES AND FRAMES SHALL BE V-5728 WITH AN OPEN AREA OF AT LEAST 370 SQUARE INCHES, AS MANUFACTURED BY EAST JORDAN IRON WORKS, INC.



**DANNY J. HEBERT, P.E.**  
LICENSED CIVIL AND ENVIRONMENTAL ENGINEER  
P.O. BOX 1528 LULING, LOUISIANA 70070  
PHONE: (985) 785-2380 FAX: (985) 785-2388

John E. Campo, Architect  
105 Ducaleve Dr.  
Destrehan, LA 70047  
(504) 764-8659

**Campo Designs**  
ARCHITECTS

**A NEW SCHOOL BUILDING FOR ST. CHARLES BORROMEO ELEMENTARY SCHOOL**  
RIVER ROAD, DESTREHAN, LOUISIANA  
ST. CHARLES BORROMEO CATHOLIC CHURCH PARISH

**C06**  
6 OF 7 SHEETS  
DATE: SEPT. 11, 2009  
CD-1705